

5

## 100m Butterfly Women Heat

Official

NZR

Open New Zealand Long Course  
Record

57.43

2024-04-11

Hazel Ouwehand

Hawke's Bay, ...

Phoenix Aquatics

18yr  
NZR18 Years New Zealand Long Course  
Record

59.46

2013-07-27

Sophia Batchelor

CB

17yr

17 Years New Zealand Long Course

59.84

2013-03-17

Sophia Batchelor

Show more











































Entries











































Heats

Summary

Total

Rank	Competitor	Age	Club	RT	PTS	Result	
1	Bray Amelia	17	North Shore Swimmi...	+0.72		1:01.72 Entry: 1:01.07 (+0.65)	Q
	50m: 28.30		100m: 1:01.72 (33.42)				
2	Glintmeyer Milan	15	Coast Swimming Club	+0.74		1:01.85 Entry: 1:01.21 (+0.64)	Q
	50m: 29.08		100m: 1:01.85 (32.77)				
3	Swan Brooke	17	Nelson South Swim ...	+0.62		1:02.52 Entry: 1:02.93 (-0.41)	Q
	50m: 28.54		100m: 1:02.52 (33.98)				
4	Pedersen Zoe	17	Coast Swimming Club	+0.70		1:03.13 Entry: 1:01.99 (+1.14)	Q
	50m: 29.07		100m: 1:03.13 (34.06)				
5	Wilson Samantha	18	Nelson South Swim ...	+0.73		1:03.16 Entry: 1:02.01 (+1.15)	Q
	50m: 29.32		100m: 1:03.16 (33.84)				
6	Tassicker Neve	18	Nga Tai Tuatea a Tar...	+0.71		1:03.23 Entry: 1:02.71 (+0.52)	Q
	50m: 29.81		100m: 1:03.23 (33.42)				
7	Peters Chloe	16	Hamilton Aquatics	+4.33		1:03.32 Entry: 1:03.40 (-0.08)	Q
	50m: 29.03		100m: 1:03.32 (34.29)				
8	Bell Georgina	18	Pirates Swim Team			1:04.09 Entry: 1:05.34 (-1.25)	Q
	50m: 29.80		100m: 1:04.09 (34.29)				
9	Gibson Isabelle	17	Club 37			1:04.60 Entry: 1:03.53 (+1.07)	Q
	50m: 29.65		100m: 1:04.60 (34.95)				
10	Hingston Freya	16	United Swimming Club			1:05.02 Entry: 1:05.24 (-0.22)	Q
	50m: 30.60		100m: 1:05.02 (34.42)				
11	Peebles Liv	18	North Shore Swimmi...			1:05.17 Entry: 1:03.85 (+1.32)	Q
	50m: 30.29		100m: 1:05.17 (34.88)				
12	Henderson Poppy	18	Neptune Swim Club			1:05.31 Entry: 1:03.58 (+1.73)	Q
	50m: 29.81		100m: 1:05.31 (35.50)				
13	Abbott Lucy	17	SwimZone Racing	+0.69		1:05.57 Entry: 1:03.45 (+2.12)	Q
	50m: 30.39		100m: 1:05.57 (35.18)				
14	Cain-Townley Mia	16	Nelson South Swim ...	+0.78		1:05.70 Entry: 1:08.96 (-3.26)	Q
	50m: 30.01		100m: 1:05.70 (35.69)				
15	Miller Xanthe	16	United Swimming Club	+0.73		1:06.06 Entry: 1:06.53 (-0.47)	Q
	50m: 30.95		100m: 1:06.06 (35.11)				
16	Laban (V) Mia	16	Howick Pakuranga	+0.74		1:06.18 Entry: 1:06.46 (-0.28)	Q
	50m: 30.66		100m: 1:06.18 (35.52)				
17	Maritz Ania	16	North Shore Swimmi...	+0.72		1:06.26 Entry: 1:02.51 (+3.75)	Q
	50m: 29.53		100m: 1:06.26 (36.73)				

18	 Martin Anahera	16	 Stratford Flyers Swim...	1:06.36 (+0.68)	Q
	50m: 30.26	100m: 1:06.36 (36.10)		Entry: 1:05.68	
				Entry: 1:06.02 (+0.42)	
20	 McBride Rylee	16	 Wharenui Swim Club	1:06.46 (+1.45)	Q
	50m: 29.86	100m: 1:06.46 (36.60)		Entry: 1:05.01	
21	 Skidmore Evie	17	 Trojans Swim Club	1:06.48 (+0.20)	R1
	50m: 30.36	100m: 1:06.48 (36.12)		Entry: 1:06.28	
22	 Molnar Sophia	17	 Wharenui Swim Club	+0.73	R2
	50m: 30.34	100m: 1:06.87 (36.53)		1:06.87	Entry: 1:08.05 (-1.18)
23	 Fisher Tandia	13	 Wharenui Swim Club	+0.70	Q
	50m: 31.81	100m: 1:06.88 (35.07)		1:06.88	Entry: 1:09.07 (-2.19)
24	 McLaren Kate	16	 Trojans Swim Club	+0.48	Q
	50m: 30.44	100m: 1:06.98 (36.54)		1:06.98	Entry: 1:08.33 (-1.35)
25	 Lin Amber	13	 North Shore Swimmi...	+0.65	Q
	50m: 31.07	100m: 1:07.45 (36.38)		1:07.45	Entry: 1:08.00 (-0.55)
26	 Morgan Stacey	17	 Triton Swim Club	+0.69	
	50m: 30.81	100m: 1:07.74 (36.93)		1:07.74	Entry: 1:08.76 (-1.02)
27	 Rawson Alanna	13	 St Peter's Swimming ...	+0.67	Q
	50m: 31.09	100m: 1:07.89 (36.80)		1:07.89	Entry: 1:07.72 (+0.17)
28	 Yang Leah	15	 Howick Pakuranga	+0.69	Q
	50m: 31.19	100m: 1:08.00 (36.81)		1:08.00	Entry: 1:07.58 (+0.42)
29	 Bell Millie	15	 North Canterbury Swi...	+0.72	Q
	50m: 31.44	100m: 1:08.07 (36.63)		1:08.07	Entry: 1:07.69 (+0.38)
30	 Sampson Hannah	14	 SwimZone Racing	+0.73	Q
	50m: 31.49	100m: 1:08.10 (36.61)		1:08.10	Entry: 1:08.98 (-0.88)
31	 Ecclestone Louise	17	 United Swimming Club	+4.88	
	50m: 29.98	100m: 1:08.13 (38.15)		1:08.13	Entry: 1:08.07 (+0.06)
32	 Tukia Olivia	17	 Mt Eden Swimming	+0.73	
	50m: 30.86	100m: 1:08.14 (37.28)		1:08.14	Entry: 1:07.80 (+0.34)
33	 Shaw Vivienne	16	 Jasi Swim Club	+0.66	Q
	50m: 31.76	100m: 1:08.17 (36.41)		1:08.17	Entry: 1:08.57 (-0.40)
34	 Harvey Tessa	16	 Liz van Welie Aquatics	+0.62	R1
	50m: 31.92	100m: 1:08.19 (36.27)		1:08.19	Entry: 1:09.22 (-1.03)
35	 Gibbs Charlotte	18	 Tawa Swimming Club		
	50m: 31.10	100m: 1:08.25 (37.15)		1:08.25	Entry: 1:05.63 (+2.62)
36	 Brown Eliana	15	 Dannevirke Swimm...	+4.76	Q
	50m: 31.24	100m: 1:08.36 (37.12)		1:08.36	Entry: 1:09.30 (-0.94)
37	 Piper Hannah	17	 United Swimming Club	+0.71	
	50m: 31.39	100m: 1:08.42 (37.03)		1:08.42	Entry: 1:06.56 (+1.86)
38	 Dodunski Frankie	15	 United Swimming Club	+0.75	Q
	50m: 31.33	100m: 1:08.49 (37.16)		1:08.49	Entry: 1:08.11 (+0.38)
39	 Grenfell Annabel	16	 Nelson South Swim ...	+0.75	R2
	50m: 31.83	100m: 1:08.78 (36.95)		1:08.78	Entry: 1:08.64 (+0.14)

40	 Conley Paige	14	 Whanganui Swimmin...	+0.69	1:08.84 Entry: 1:08.46 (+0.38)	Q
	50m: 32.11	100m: 1:08.84 (36.73)				
41	 Lovell Jessica	16	 Blenheim Swimming ...	+0.64	1:08.85 Entry: 1:09.07 (-0.22)	
	50m: 31.01	100m: 1:08.85 (37.84)				
42	 Story Alicia	14	 Mt Eden Swimming	+0.72	1:09.11 Entry: 1:09.42 (-0.31)	Q
	50m: 32.82	100m: 1:09.11 (36.29)				
43	 Austin Amelie	17	 St Paul's Swimming ...	+0.76	1:09.12 Entry: 1:08.17 (+0.95)	
	50m: 31.62	100m: 1:09.12 (37.50)				
44	 Saunders Eleanor	16	 Coast Swimming Club	+0.52	1:09.21 Entry: 1:06.82 (+2.39)	
	50m: 31.62	100m: 1:09.21 (37.59)				
45	 Baker Genaya	15	 SwimZone Racing	+0.73	1:09.41 Entry: 1:09.25 (+0.16)	Q
	50m: 31.86	100m: 1:09.41 (37.55)				
46	 McIlwraith (V) Ella	17	 Australia	+0.67	1:09.45 Entry: 1:09.99 (-0.54)	
	50m: 31.43	100m: 1:09.45 (38.02)				
47	 Stanford Holly	16	 Greendale Swim Club	+0.75	1:09.56 Entry: 1:10.50 (-0.94)	
	50m: 31.73	100m: 1:09.56 (37.83)				
48	 Bai Alyssa	13	 Porirua City Aquatics	+0.67	1:09.59 Entry: 1:10.67 (-1.08)	Q
	50m: 31.02	100m: 1:09.59 (38.57)				
49	 Ellis Lucy	17	 Wharenui Swim Club	+0.53	1:09.95 Entry: 1:07.31 (+2.64)	
	50m: 32.14	100m: 1:09.95 (37.81)				
50	 Marlow Madison	15	 Hamilton Aquatics	+0.77	1:09.97 Entry: 1:10.12 (-0.15)	Q
	50m: 32.27	100m: 1:09.97 (37.70)				
51	 Choliere (V) Charlie	15	 Dumbea New Caledo...	+0.75	1:10.09 Entry: 1:09.50 (+0.59)	Q
	50m: 33.01	100m: 1:10.09 (37.08)				
52	 Lidbetter (V) Lucy	14	 Australia	+0.54	1:10.45 Entry: 1:12.52 (-2.07)	Q
	50m: 32.25	100m: 1:10.45 (38.20)				
53	 Winter Sophie	17	 Alexandra Swimming...	+0.72	1:10.56 Entry: 1:10.56	
	50m: 31.68	100m: 1:10.56 (38.88)				
54	 Newman Taylor	14	 Enterprise Swim Team	+0.68	1:10.58 Entry: 1:11.20 (-0.62)	Q
	50m: 31.63	100m: 1:10.58 (38.95)				
54	 Sorenson Holly	13	 Porirua City Aquatics	+0.67	1:10.58 Entry: 1:10.76 (-0.18)	Q
	50m: 31.48	100m: 1:10.58 (39.10)				
56	 Smith Pene	16	 Aquagym Swimming ...	+0.62	1:10.63 Entry: 1:09.57 (+1.06)	
	50m: 31.68	100m: 1:10.63 (38.95)				
57	 Botes Scarlett	14	 Napier Aquahawks	+0.73	1:10.64 Entry: 1:09.23 (+1.41)	Q
	50m: 31.27	100m: 1:10.64 (39.37)				
58	 Bell (V) Mackenzie	15	 Australia	+0.69	1:10.66 Entry: 1:09.37 (+1.29)	Q
	50m: 31.91	100m: 1:10.66 (38.75)				
59	 Franklin Paige	15	 Central Hawkes Bay ...	+0.67	1:10.71 Entry: 1:08.66 (+2.05)	R1
	50m: 32.56	100m: 1:10.71 (38.15)				
60	 Lyles Jade	13	 Phoenix Aquatics	+0.64	1:10.95 Entry: 1:10.50 (+0.45)	Q
	50m: 32.39	100m: 1:10.95 (38.56)				
61	 Hooton Zoe	13	 Coast Swimming Club	+0.66	1:11.01 Entry: 1:11.44 (-0.43)	Q
	50m: 32.37	100m: 1:11.01 (38.64)				